

FIXTURLASER[®]

PAT

FIXTUR
LASER

The Fixturlaser Pat in short:

- *Easy to learn, easy to use*
- *Fast — One person operation, instant results*
- *Precise — The belt grooves is used as reference*
- *Selfguided attachment*
- *Rigid an lightweight units*
- *Measures and aligns drives with:
V-belt
Poly-V
Timing belt*

Fast, easy and precise belt drive alignment

Its Fast, Easy and Precise!

The Fixturlaser PAT will be the final solution to all your belt alignment needs!

With the Fixturlaser PAT you are never in doubt on whether your belt transmissions are aligned or not. By using the groove as reference you will achieve a precise alignment which reduces belt wear, bearing failures and vibrations.



The visible red laser line makes it easy to determine the positions of your belt driven machines.

The Fixturlaser PAT comes with two line laser transmitters, each equipped with two spring loaded guides which fit into the pulley grooves. The Fixturlaser PAT is equipped with various sized removable guides to fit standard sheave sizes A-E (6mm - 40mm). Additional guides for alignment of timing belts are available as accessories.

The use of two laser transmitters with integrated targets makes it very easy to find out what kind of alignment that is required. Parallel offset, angular error and twist is instantly visible to the operator. Within a few minutes the operator can determine if the machine requires alignment or not.

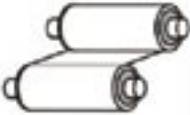



NEW VERSION

Measures V-belts, Poly-V & Timing belts

straight to the point

FIXTURLASER®
PAT



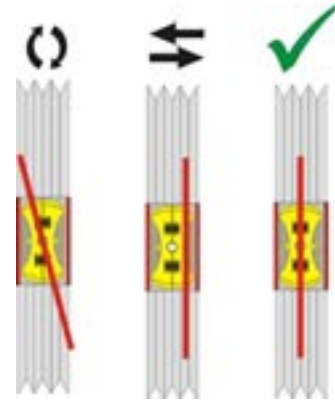
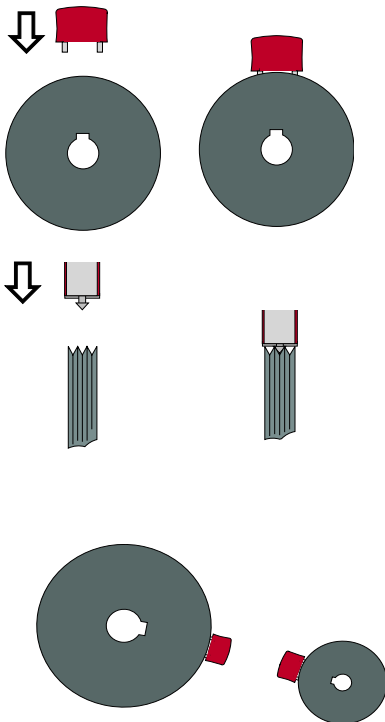
Specifications

Housing Material:	extruded aluminum (molded PA cover)
Dimensions:	2.40 x 3.00 x 2.35 in (h x w x d)
Weight:	approximately 1.4 lbs
Battery type:	(2) AAA batteries
Operating time:	20 hours continuous operation
Measuring distance:	6" to 20 feet
Measuring accuracy:	3.49 mils/in (Better than 0.5mm or 0.2 degrees)
Pulley diameter range:	3" and larger
Classification:	Class 2 laser
Output power:	<1mW
Laser wavelength:	630 - 675 nm



Optional equipment makes it possible to align timing belt driven machines

The Fixturlaser PAT units are very easily mounted on the pulleys. The spring action probe find the center of the belt groove. The industrial built-in magnets snaps the units to the pulley in a perfect fit.



The alignment process is as easy as the mounting. Just turn on the lasers and look at the opposite mounted unit. The laser draws a line on the target label as in the illustration above. If necessary adjust your machine position until the laser lines are aligned with the centre mark on both units.



**FIXTUR
LASER**



FIXTURLASER AB
Box 7
SE-431 21 Mölndal
Sweden
Phone: + 46 31 706 28 00
Fax: + 46 31 706 28 50
Email: info@fixturlaser.se
Web: www.fixturlaser.com